

mod. GMDM-RFM

Getto multiplo
quadrante asciutto
Multi jet-super dry



mod. GMDX-RFM 90°C



Disponibile versione
acqua calda 30-90°C
Available version
for hot water 30-90°C

MID 2004/22CE

Mod. GMDM-RFM

Getto multiplo, quadrante asciutto, lettura diretta. Realizzato nella versione per acqua fredda (30°C) nei calibri da \varnothing 15 a 50 mm (1/2" \div 2"). Esclusi rischi di corrosione e sedimentazione. Dispositivo antimagnetico a richiesta. Garanzia di lunga durata ed elevata precisione. Nuova versione con predisposizione per modulo M-BUS radio e M-BUS a filo.

Contatore omologato a norme MID fino a R160H.

Mod. GMDM-RFM

Multi jet, dry dial, direct reading. Made in the version for cold water (30°C) in the diameters 15 to 50 mm (1/2" \div 2"). Risks of corrosion and sedimentation are excluded. Antimagnetic insert upon request. Guaranteed long durability and elevated precision. New version prearranged for radio M-BUS or wired M-BUS modules. **Approved according to MID standards up to R160H.**

Mod. GMDM-RFM

Chorro múltiple, esfera seca, lectura directa. Fabricado en la versión para agua fría (30°C) en los calibres de \varnothing 15 a 50 mm (1/2" \div 2"). Libre de riesgos de corrosión y sedimentación. Bajo demanda se suministra con dispositivo antimagnético. Garantía de larga duración y elevada precisión. Nueva Versión preparada para modulo M-BUS radio o M-BUS por cable.

Contador homologado por las normas MID hasta R160.

Mod. GMDM-RFM

Vielfachwasserstrahl, trockenes Zifferblatt, Direktablesung. Produziert in den Versionen Kaltwasser (30°C) in den Durchmessern von 15 bis 50 mm (1/2 Zoll \div 2 Zoll). Die Risiken von Rost und Ablagerungen sind ausgeschlossen. Anti-magnetische Vorrichtung auf Anfrage. Garantiert lange Haltbarkeit und erhöhte Genauigkeit. Neue Version mit Anlage für M-bus Radio Modul oder M-bus via Kabel.

Zugelassener Zähler für MID Standards bis zu R160H.

Mod. GMDM-RFM

Jets multiples, cadran sec à lecture directe, disponible en la version pour eau froide (30°C) et du calibre 15 au calibre 50 mm (de 1/2" à 2"), exclus tous problèmes de corrosion et d'incrustation, équipé d'un système antimagnétique sur demande, fiabilité dans le temps et précision élevée. Nouvelle version préparé pour module M-BUS radio ou M-BUS câblé.

Approuvé selon les normes de MID jusqu'à R160H.

Мод. GMDM-RFM

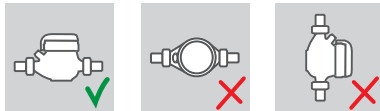
Многоструйный счетчик с сухим квадрантом и прямым считыванием. Выпускается в версии для холодной (30°C) воды диаметрами условного прохода от 15 до 50 мм (1/2" – 2"). Исключены риски коррозии и образования осадка. Антимагнитная защита – по запросу. Гарантия долговечности и высокой точности. Новая модель, предназначенная для установки проводного или радио- модулей системы M-BUS.

Сертифицирован по стандартам MID R160H.

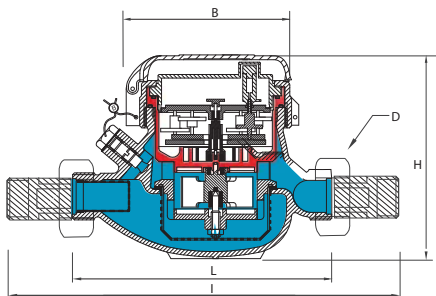
Caratteristiche tecniche - Technical features

Calibro Size	DN	mm in	15 (1/2")	20 (3/4")	25 (1")	32 (1 1/4")	40 (1 1/2")	50 (2")
Portata di sovraccarico Overload flow rate Q ₄	Q ₄	m ³ /h	3,125	5	7,875	12,5	20	31,25
	Portata permanente Permanent flow rate Q ₃	Q ₃	m ³ /h	2,5	4	6,3	10	16
R ii 100 H	Portata di transizione Transitional flow rate Q ₂	l/h	40	64	100,8	160	256	400
	Portata minima Min flow rate Q ₁	l/h	25	40	63	100	160	250
R ii 160 H	Portata di transizione Transitional flow rate Q ₂	l/h	25	40	63	100	160	250
	Portata minima Min flow rate Q ₁	l/h	15,63	25	39,38	62,5	100	156,25
Sensibilità Sensitivity		l/h	6	6	10	10	20	20
Lettura minima Min reading		l	0,05	0,05	0,05	0,05	0,05	0,05
Lettura massima Max reading		m ³	99.999	99.999	99.999	99.999	999.999	999.999
Pressione max ammissibile Max admissible pressure MAP		bar	16	16	16	16	16	16

Posizione d'installazione Installation position



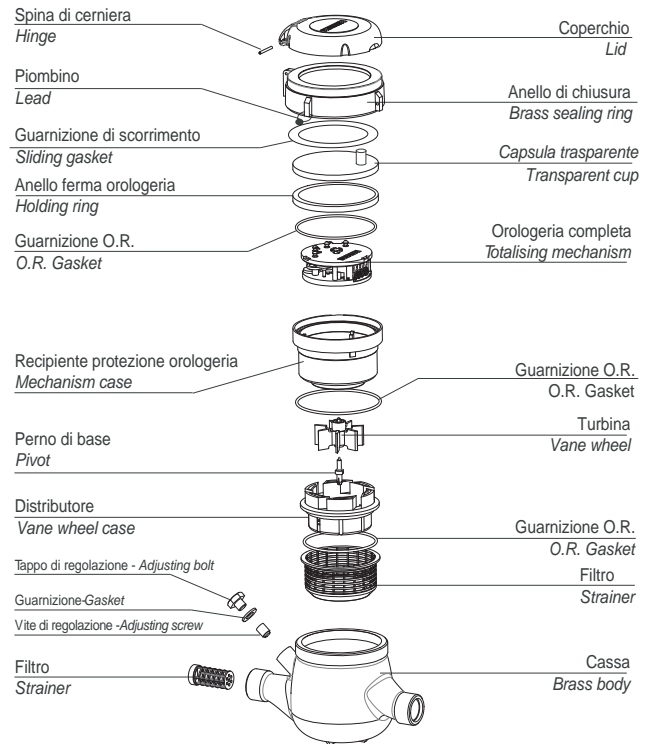
Dimensioni e pesi - Dimensions and Weights



Calibro Size	mm in	15 (1/2")	20 (3/4")	25 (1")	32 (1 1/4")	40 (1 1/2")	50 (2")
L	mm	145-165-190	190	260	260	300	300
l	mm	225-245-270	290	360	380	440	460
H	mm	109	111	117	117	153	172
B	mm	100	100	104	104	126	160
D Filettatura Threading	mm	3/4"	1"	1 1/4"	1 1/2"	2"	2 1/2"
Pesi Weight	kg	1,35	1,45	2,04	2,11	4,58	7,25

Filettatura - Threading EN ISO 228-1:2000

I contatori DN 50 possono essere forniti flangiati secondo ISO 7005-2 / EN 1092-2 PN16
The DN50 meters can be supplied flanged according to ISO 7005-2 / EN 1092-2 PN16



Versione base - Basic version

- MID R100-H 2004/22/CE
- Corredato da porta ottica e predisposizione per l'installazione dei moduli di comunicazione HYDROLINK modello RFM-MB2 ed RFM-TX2
- Disponibile in versione per acqua fredda 0°C-30°C
- Trasmissione magnetica
- Lettura diretta su 5 rulli numeratori (6 rulli numeratori su DN40 e DN50)
- Quadrante asciutto
- Con coperchio

- MID R100-H 2004/22/CE
- Complete with optical port and prearrangement for the HYDROLINK communication modules model RFM-MB2 and RFM-TX2
- Available for cold water 0°C-30°C
- Magnetic transmission
- Direct reading on 5 numeric rolls (6 numeric rolls on DN40 and DN50)
- Dry dial
- With lid

Su richiesta - Upon request

- MID R160-H 2004/22/CE
- Protezione anti frode magnetica
- MID R160-H 2004/22/CE
- Anti-magnetic fraud protection